





1. Cut out the checklist.
2. Decorate it!
3. Cover the front with clear masking tape.
4. Cut off any excess tape.
5. Punch a hole in the bottom right corner of the checklist.
6. Tie a string through the hole.
7. Attach a dry erase marker to the string.

Ask an Adult First



OBEDIENCE CHECKLIST

<input type="checkbox"/>	Said "Yes Mom" or "Yes Dad"	
<input type="checkbox"/>	Obeyed right away	
<input type="checkbox"/>	Did my best	
<input type="checkbox"/>	Finished the job	
<input type="checkbox"/>	With a smile	